


fit&forget

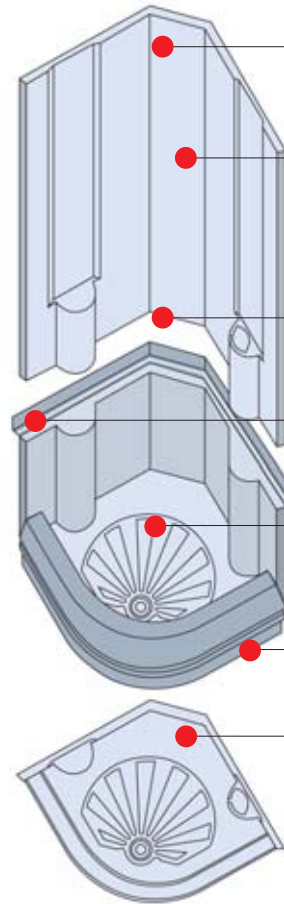


Leakproof
sectional
maintenance free
shower
cubicles





Leakproof sectional maintenance free shower cubicles



MAINTENANCE FREE

No grout, no mastic only a high gloss finish. Fit and forget!

GRP FINISH

High gloss durable reinforced polymer which goes on looking good through the toughest wear with no loss of colour, finish, gloss or performance.

SECTIONAL

Horizontal sections make it light and easy to manoeuvre through standard doorways.

GASKET NOT MASTIC

Ensures both a leakproof and hygienic solution.

LEAKPROOF

Tray is integral part of assembly.

PATENTED ADJUSTABLE FEET

Guarantee a strong level installation.

SQUARE, PENTANGLE OR QUADRANT

3 shapes, 8 sizes, 21 models to suit any environment.

About us

Advanced Showers patented its unique sectional range of cubicles in the early 1990's to fill a gap in the market. Faced with the drawbacks of traditional tile and tray and the need to be able to install products often with limited space available, the company brought together GRP technology and a unique sectional construction requiring no maintenance over the long-term. The cubicles are of the highest standard and are designed and manufactured in the UK.

For architects, builders, specifiers, managers and housing associations constructing or refurbishing accommodation of any kind, Advanced Showers offers a long-term, maintenance free solution.

Unique cubicle design combines strength with durability

With their unique patented sectional design, the models are supplied in two, three or four horizontal sections ensuring ease of movement to site and an installation that can be fully operational within a matter of hours.

Produced in glass reinforced polymer, which itself boasts a life of 60 years, with a high gloss finish ... problems with grout and mastic are eliminated. These products maintain their fresh looks over many years even in the most hostile of conditions.

Track record

Advanced Showers provide a range of cubicles that offer the quality and strength to go on looking good through multiple daily use. Hence they are first choice for environments such as Royal Holloway, University of London, The University of Surrey and Winchester College. Demanding house builders such as Martin Grant Homes and Hope Homes Scotland also require shower solutions which not only look good but more importantly don't leak.

"We put an Advanced Shower cubicle on trial in 1997 and found that not only did they offer a durable solution, they were very easy to install, customers found them aesthetically pleasing and above all maintenance free. Cubicles that are now eight years old look as good as the day they were fitted".

Alison Duncan, Marketing and Purchasing Manager – Hope Homes Scotland.

New build and refurbishment projects

Our range of shower cubicles with unique two, three or four interlocking sections depending on model type ensures that manoeuvrability and installation are easily achieved even within the most confined spaces.

"We were able to take the cubicles from the vehicle, remove the protective packaging and carry the sections straight to the designated rooms. This gave us the potential to have the units fitted within a couple of hours of their arrival. With 6 shower rooms being completed every day this practical solution was fantastic in ensuring a rapid and smooth workflow".

Explained Gary Pearson, Head of Accommodation Services, Royal Holloway, University of London.

Square



650 C 750 C

Three sided alcove models fitted with a shower curtain rail.



- The specific curtain models are designed with front entrance returns to retain the curtain within the shower cubicle.
- These units are supplied in three sections and fitted with a curtain rail.
- Patented joint system ensures a mastic free, water tight solution.
- Favoured by universities and boarding schools alike.

Please note: Doors cannot be fitted to these models and they are closed top models only.



Square



650 DX or (DXT) 750 DX or (DXT)

Three sided alcove models are the ideal solution where space is at a premium and you require a shower door.



- These models are available fully enclosed (DX) or open topped (DXT) and are supplied in three sections.
- Patented joint system ensures a mastic free, water tight solution.
- These compact door model shower cubicles are designed for all applications including ensuite shower rooms, changing rooms where the cubicles are assembled in rows, within separate study bedrooms or integrated within the standard bathroom.

Registered Design Number: 2065000



Square



800 W

800 W-3

The open top square corner model is the ideal solution where space and economy are at a premium.



- These models require a door and glass side panel or corner entry door and they offer optimum light into the cubicle and are supplied in two or three sections.
- Patented joint system ensures a mastic free, water tight solution.
- This cubicle is favoured by all sectors of the market.
- Especially easy to install.
- Available in 2 or 3 sections.

Please note: These models are only available with an open top.

Registered Design Numbers: 000106687, 2056213



'PLUS' models available offering additional height of 150mm

Square



900 DX

900 DXT

These three sided alcove models are more luxurious and offer good-sized interior.



- These models are available fully enclosed (DX) or open topped (DXT) and are supplied in three sections.
- Patented joint system ensures a mastic free, water tight solution.
- These door model shower cubicles are designed for more spacious environments and are widely used in homes and apartments.



'PLUS' models available offering additional height of 150mm

Square



1250 DX 1250 DXT

The three sided alcove model is the largest and most luxurious of our cubicle range.



- These models are available fully enclosed (DX) or open topped (DXT) and are supplied in four sections allowing the cubicle to be taken through a standard door width.
- Patented joint system ensures a mastic free, water tight solution.
- Favoured by house developers who often choose to enhance the model with body jets, internal lighting and extraction. Seats are often fitted for extra comfort.

Registered Design Numbers: 2076253, 2073807



'PLUS' models available offering additional height of 150mm

Pentagon



900 SC 900 SD

The enclosed pentagon corner model combining space efficiency with comfort and style.



- These models can be fitted with either a door or curtain, supplied in three sections and look equally at home whether built in or fitted with the side panel pack.
- Patented joint system ensures a mastic free, water tight solution.
- This pentagon cubicle is favoured by house developers, universities and boarding schools alike and can be used in those awkward corners.

Please note: These models are only available with a closed top.



Pentagon



900 W

The open-top pentagon corner model is designed to produce a light and airy feel.



- These models require a door and two glass side panels and are supplied in two sections. This model is only available with an open top.
- Patented joint system ensures a mastic free, water tight solution.
- This pentagon cubicle is particularly favoured by house developers.



Quadrant



900 Q

The open top quadrant corner model is curvy, stylish and grand.



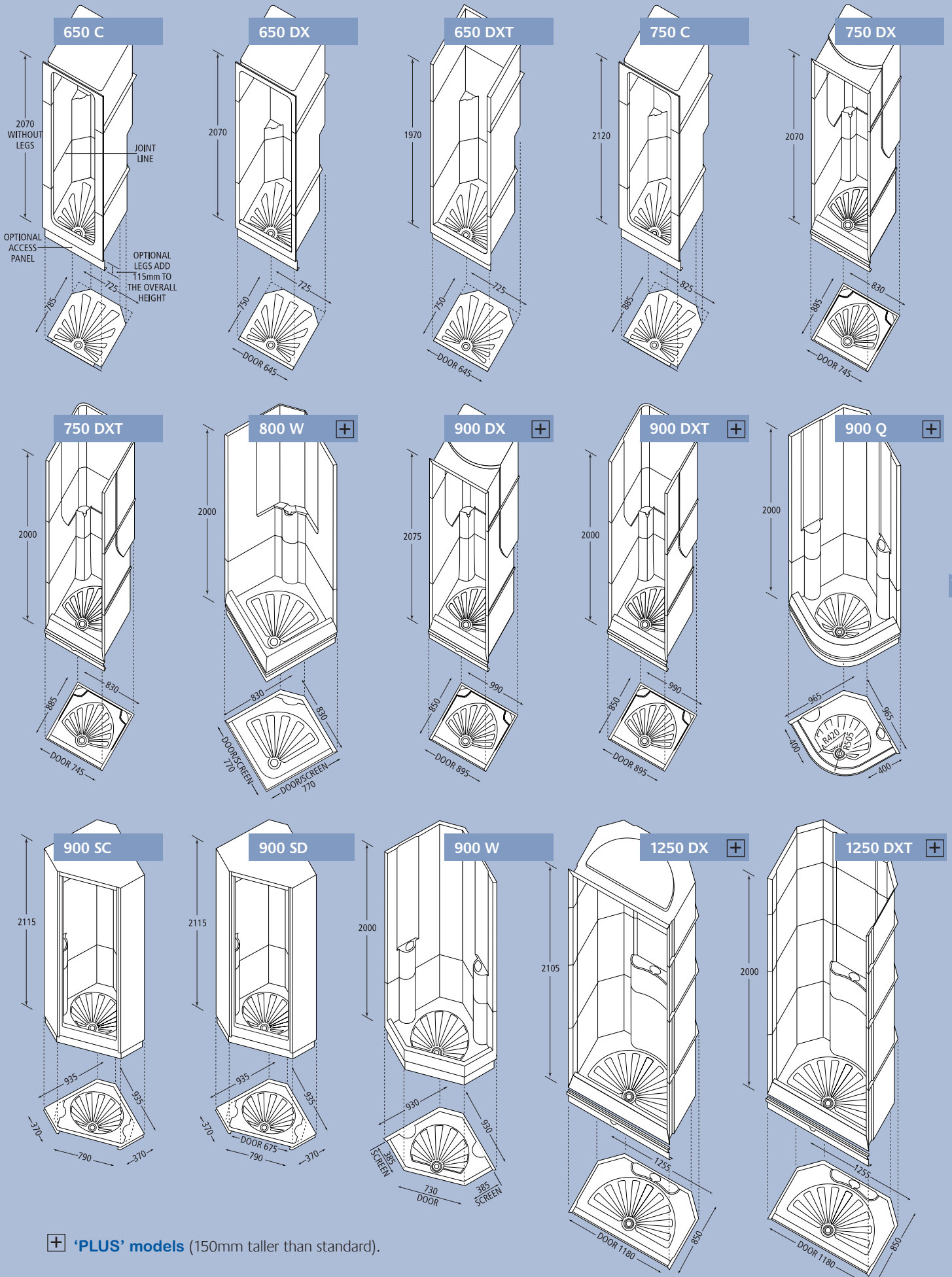
- These models require a curved door and matching side panels, which offers a luxury open feel and are supplied in two sections.
- Patented joint system ensures a mastic free, water tight solution.
- This model would not look out of place in the most prestige homes and apartments.

Please note: These models are only available with an open top.
Registered Design Number: 2083595



'PLUS' models available offering additional height of 150mm

The complete Advanced Showers range



+ 'PLUS' models (150mm taller than standard).